











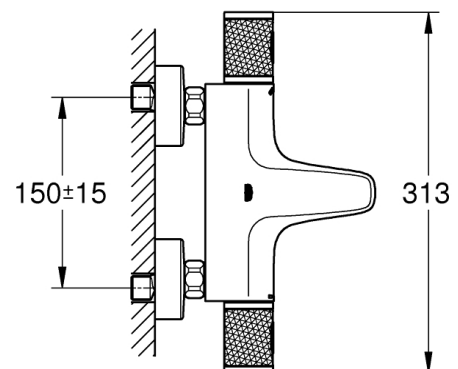
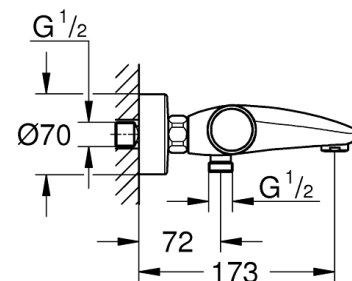
PROJECT		REF		REV	ITEM CODE	
LOCATION		DATE			PAGE	

SANITARY WARE SPECIFICATION SHEET

Item Descriptions	GROHE (Germany) "Grohtherm 1000 Performance" Chrome plated thermostatic bath/shower mixer 1/2"	<p>Illustration/ Drawing</p>  <div style="display: flex; flex-direction: column; align-items: flex-end;">        </div>
Dimensions	L313 x W173 x H70 mm	
Model	34830000	
Finish	Chrome Plated	
Country of origin	Germany	
Manufacturer	GROHE Limited	
Supplier	Acme Sanitary Ware Co. Ltd Mr. Eric Wong/ Mr. Don Yuen	
Contact Tel/Fax E-mail Website	(852) 2388-7171 / (852) 2710-8012 acme@acmesanitary.com.hk www.acmesanitary.com.hk	

"Grohtherm 1000 Performance" Thermostatic bath/shower mixer 1/2"

- wall mounted
- **GROHE CoolTouch** safety housing
- **GROHE StarLight** chrome finish
- **GROHE SafeStop** safety button at 38°C (calibration required)
- **GROHE SafeStop Plus** optional temperature limiter at 43°C included
- **GROHE TurboStat** compact cartridge with wax thermoelement
- GROHE ProGrip with knurl structure
- integrated mixed water shut off
- **GROHE AquaDimmer Eco** with multiple function:
 - integrated **GROHE EcoButton** (economy button with economy stop for shower)
 - flow control
 - diverter: bath/shower
- shower bottom outlet 1/2"
- mousseur
- built-in non return valves
- dirt strainers
- protected against backflow
- S-unions
- metal escutcheon
- **GROHE EcoJoy** technology for less water and perfect flow
- professional edition





PROJECT		REF		REV	ITEM CODE	
LOCATION		DATE			PAGE	

SANITARY WARE SPECIFICATION SHEET



GROHE CoolTouch – never too hot to handle

Thanks to the GROHE CoolTouch technology, the temperature of the tap body will never exceed your shower temperature. Engineered with an integrated cooling channel separating the hot water supply from the outer surface of your thermostat, it is always safe for you to handle. This feature is especially important to protect children from scalding on hot tap surfaces, making your bathroom safely enjoyable for the whole family.



Easy to clean thanks to the GROHE StarLight chrome coating

Just wipe the tap down with a dry cloth – the ultra smooth surface finish is scratch resistant and ensures a lasting luminous sheen. You'll save plenty of time cleaning while your tap always looks shiny and new.



GROHE SafeStop (Plus) – double scalding protection at 38°C and (optional) 43°C

Great for homes with children, this safety feature is set at 38°C, preventing you from turning up the water temperature too high. If desired, higher temperatures can be selected by pushing the button. Optional for extra safety: the easy-to-fit GROHE SafeStop Plus limiter ensures that the temperature does not exceed 43°C.



Constant water temperature thanks to reliable GROHE TurboStat technology

Our precise control technology ensures an instant water flow at the desired temperature and keeps it constant irrespective of any fluctuations in water pressure or supply.



GROHE EcoJoy with water-saving function for reduced consumption

GROHE EcoJoy reduces water consumption by up to 50% without compromising on performance. Whenever you turn on your tap, you will enjoy a full jet of water while saving money nonetheless.

SPARE PARTS

1: Shut-off handle (Order-nr. 49162000)

2: Temperature limiter (Order-nr. 47977000)

3: Aquadimmer (Order-nr. 12433000)

4: Water flow (Order-nr. 47751000)

5: Shut-off handle (Order-nr. 49160000)

6: retaining ring (Order-nr. 47743000)

7: Thermostatic compact cartridge 1/2" (Order-nr. 47439000)

8: Race (Order-nr. 47975000)

9: Flow restrictor (Order-nr. 13952000)

10: Non-return valve (Order-nr. 08565000)

11: Non-return valve (Order-nr. 47189000)

11.1: Filter (Order-nr. 0726400M)

11.2: Non-return valve (Order-nr. 08565000)

11.3: O-Ring Ø17 x Ø2 (Order-nr. 0305500M)

12: S-union (Order-nr. 12662000)

13: Extension 3/4", 20 mm (Order-nr. 0713000M)*

14: Special Spanner (Order-nr. 19377000)*

15: Socket Spanner (Order-nr. 19332000)*

16: GROHE TurboStat cartridge 1/2" (Order-nr. 47175000)*

* Optional accessories

Note:

* All information of the above is for the reference only. No prior notice is made if any changes.



上打道七號入境事務大樓 48 樓
48/F, Immigration Tower, 7 Gloucester Road, Wan Chai, Hong Kong

本署檔號 : (2) in WSD 3321/2021 T/J(1386/2021)
Our ref.
來函檔號 :
Your ref.

電話 :
Tel.
傳真 : 2824 0578
Fax.


25 October 2021



Approval of "GROHE" Thermostatic Mixer (General Acceptance No. C20211176)

Your letter ref. WRC/2647 dated 1 September 2021 refers.

Having considered the test report ref. J26385 issued on 10 May 2021 by Nutek Systems (HK) Ltd., this Authority accepts that the fitting described below complies with, and its use when correctly installed does not contravene, the Waterworks Ordinance and Regulations.

Name of Manufacturer: Grohe AG
Country of Origin: Portugal
Brand: Grohe
Details of Fitting: 1/2" Thermostatic bath/shower mixer
Model: 34830XXX
(where "XXX" denote the code of colour)
Body Markings: 
Expiry Date: 7 April 2026

This Authority hereby permits the use of the above fitting in fresh water plumbing systems subject to full adherence to Waterworks installation requirements. In particular, you are required to draw your customers' attention to the following requirement-

"The cold water supply to the fitting shall be drawn from the same source that supplies the hot water apparatus so as to provide a balanced pressure and to obviate the risk of scalding in the event of a restriction or failure in the water supply." AND

"The shower head or handspray should not be placed in submerged conditions and should be securely fixed to the original position after use."

A condition of this acceptance is that the fitting to be installed shall be replicas of the sample as certified by the testing agent mentioned above and without modifications. This acceptance may be withdrawn at any time if the standard of the fitting installed fails to meet that of the approved sample or if the fitting is found to be unsuitable for use in fresh water plumbing systems.

This acceptance is only applicable to the main body of the fitting, unless otherwise specified.

For the use of the fitting in any project, the General Acceptance Number of this letter must be quoted as a means of identification of acceptance of the fitting by this Authority.

Should you have any enquiries, please contact our Engineer Ms Winnie LO at tel. no. 3583 4086.

Yours faithfully,



(Roger WONG)
for Director of Water Supplies

Encl.

c.c. WSD 3321/1/82] - without catalogue
ME/MC] - with soft copy only